



Survey of Businesses' Inflation Expectations

December 2025

**SECTOR ANALYSIS DEPARTMENT
RESEARCH AND ECONOMIC PROGRAMMING DIVISION**

Inflation Expectations Survey



The Statistical Institute of Jamaica (STATIN) undertakes surveys of businesses on behalf of the Bank of Jamaica to ascertain the expectations of these economic agents about variables which are likely to have an impact on inflation in the near-term. In this regard, the survey captures the perception of Chief Executive Officers, Managing Directors and Financial Controllers about the future movement of prices, current and future business conditions and the expected rate of increase in wages/salaries. These responses assist the Central Bank in charting future policy decisions. The most recent survey was conducted between 1 December 2025 and 15 January 2026 and had 333 respondents. Below are highlights from that survey.

Figure 1: Inflation Expectations

If you expect inflation, what do you expect the rate of inflation to be at December 2025 and over the next 12 months?*

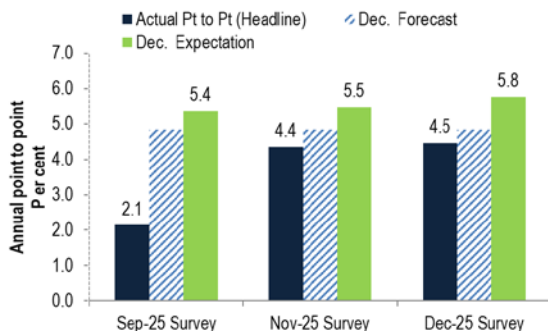


Figure 2: Expected Annual Inflation

What do you expect the rate of inflation to be over the next 12 months?



*Dates refer to survey periods

Inflation Expectations

In the December 2025 survey, respondents' expectation for point-to-point inflation as at December 2025 was **5.8 per cent**. This expectation was higher than the annual point-to-point inflation of **4.5 per cent** for December 2025 (see **Figure 1**). Respondents' expectation of inflation 12-month ahead increased to **6.8 per cent** relative to the previous survey's estimate of **6.2 per cent**. (see **Figure 2**).

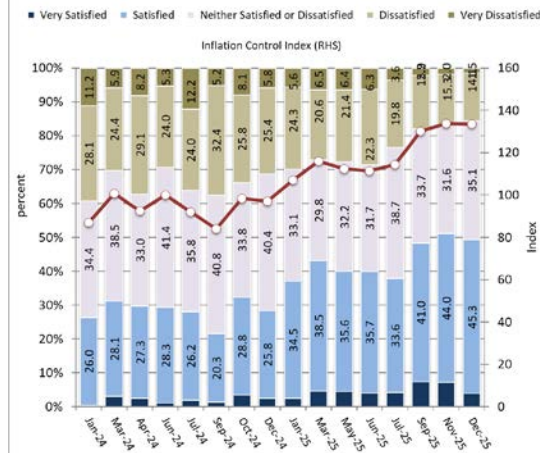
Overview

- The December 2025 survey indicated an expected point-to-point inflation of 5.8 per cent for calendar year 2025 (December 2025), which was higher than the December 2025 outturn of 4.5 per cent. The expected inflation 12 months ahead was 6.8 per cent, which is higher relative to the similar measure in the previous survey of 6.2 per cent.
- The perception of inflation control was generally stable in the December 2025 survey relative to the November 2025 survey.
- Respondents forecasted the exchange rate to depreciate over all three-time horizons at a relatively slower pace compared to the previous survey.
- The majority of respondents believe that the Bank's policy rate will remain the same over the next three months. Notably, the proportion of respondents with this view decreased marginally relative to the previous survey.
- The Present Business Index decreased (worsened) relative to the previous survey. The Future Business Conditions Index increased (improved) relative to the previous survey.

Inflation Expectations Survey

Figure 3: Perception of Inflation Control

How satisfied are you with the way inflation is being controlled by the Government?¹



*December 2005 = 100
*Dates refer to survey periods

Perception of Inflation Control

Businesses' perception of the authorities' control of inflation was generally stable in the December 2025 survey (see **Figure 3**) relative to the previous survey. This was largely due to a decrease in the proportion of respondents that were "very satisfied" and "dissatisfied" with the way inflation is being controlled.

Exchange Rate Expectations

Respondents anticipated depreciation over all three time horizons in the latest survey. In the December 2025 survey, the exchange rate was anticipated to depreciate by **0.6 per cent**, **1.0 per cent** and **1.2 per cent** for the 3-month, 6-month, and 12-month time horizons, respectively. This represents a relatively slower pace of depreciation when compared to the previous survey. Respondents in the November 2025 survey had expected the exchange rate to depreciate by **1.0 per cent**, **1.1 per cent**, and **1.7 per cent** over all three time horizons, respectively (see **Table 1**).

Table 1: Exchange Rate Expectations

In October 2025, the exchange rate was J\$161.39=US\$1.00. What do you think the rate will be for the following time periods ahead, 3 months, 6 months and 12 months?

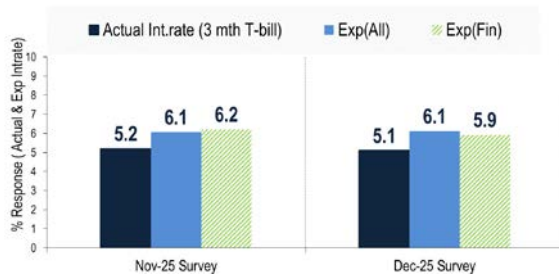
OVERALL SURVEY				
Periods	Expected Depreciation (+)/Appreciation (-)			
	SURVEY DATES			
	Jul-25	Sep-25	Nov-25	Dec-25
3-Months	1.2	0.7	1.0	0.6
6-Months	1.7	1.1	1.1	1.0
12-Months	2.5	1.6	1.7	1.2

Interest Rate Expectations: 90-day T-bill

Survey respondents expected the 90-day Treasury bill rate, three months ahead to be **6.1 per cent**. This expected rate was above the December 2025 outturn of **5.1 per cent** (see **Figure 4**). Financial sector respondents expect the 90-day Treasury bill rate, three months ahead, to be **5.9 per cent**.

Figure 4: 90-day T-bill

In October 2025, the 90-day T-bill rate was 5.15 per cent. What do you think the rate will be for the next 3 months?



¹Index of inflation control calculated as the number of satisfied respondents minus the number of dissatisfied respondents plus 100.

Inflation Expectations Survey

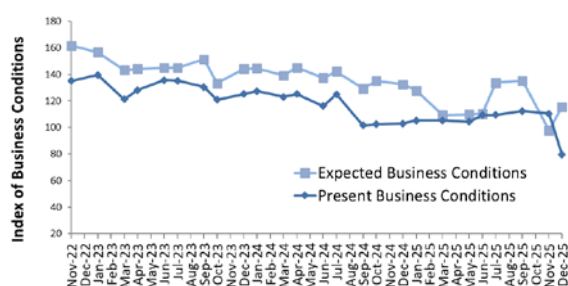
Table 2: Interest Rate Expectations: Policy Rate

In October 2025, the Bank of Jamaica's overnight rate (policy rate) was 5.75 per cent. What do you think this rate will be for the next 3 months?

SURVEY DATES	OVERALL			FINANCIAL SECTOR		
	Sep-25	Nov-25	Dec-25	Sep-25	Nov-25	Dec-25
Survey responses (percentage of total)						
Significantly Lower	0.6	0.7	1.5	0.0	0.0	0.0
Marginally Lower	15.2	13.4	19.2	32.1	18.5	18.5
Remain the Same	56.5	55.4	45.0	50.0	48.1	51.9
Marginally Higher	19.4	20.5	21.3	17.9	25.9	22.2
Significantly Higher	0.6	0.3	1.2	0.0	0.0	0.0
Don't Know	7.3	9.8	11.7	0.0	7.4	7.4

Figure 5: Present and Future Business Conditions

1. In general, do you think business conditions are better or worse than they were a year ago in Jamaica?
2. Do you think that in a year from now business conditions will get better or get worse than they are at present?



*Balanced score method: (better-worse) +100

*Dates refer to survey periods

Interest Rate Expectations: Policy Rate

In the December 2025 survey, the majority of respondents expected that the Bank's policy rate would remain the same over the next three months. However, this proportion decreased marginally relative to the previous survey.

With regard to the financial sector, the majority (**51.9 per cent**) of respondents also expected that the Bank's policy rate would remain the same (see **Table 2**). However, **22.2 per cent** of respondents from the financial sector expected the rate to be marginally higher. This proportion reflected a decrease compared to the previous survey.

Perception of Present and Future Business Conditions

In the December 2025 survey, the Present Business Conditions Index decreased (worsened) to **79.6** relative to **110.5** in the previous survey. Similarly, the Future Business Conditions Index increased (improved) to **115.6** from **97.8** in the previous survey (see **Figure 5**).

The Present Business Conditions Index mainly reflected an increase in the percentage of respondents who said that conditions are "worse". The increase in the Future Business Conditions Index largely reflected an increase in the number of respondents of the view that conditions will be "better", coupled with a decline in those saying conditions will be "worse".

Inflation Expectations Survey

Table 3: Operating Expenses

Which input do you think will have the highest price increase in the next 12 months?

SURVEY DATES			
	Sep-25	Nov-25	Dec-25
Stock Replacement	40.3	38.1	40.5
Utilities	21.6	30.6	29.1
Raw Materials	15.6	13.4	15.3
Fuel & Transport	13.0	10.7	7.5
Wages & Salaries	8.3	6.5	6.3
Not Stated	1.3	0.7	1.2
Other	0.0	0.0	0.0

Expected Increase in Operating Expenses

Respondents indicated that they expected the largest increase in production costs over the next twelve months to emanate from stock replacement, then utilities followed by raw materials in that order. Wages and salaries are anticipated to have the lowest increase over the next 12 months. (see **Table 3**).