



# **Survey of Businesses' Inflation Expectations**

**March 2023**

**SECTOR ANALYSIS DEPARTMENT  
RESEARCH AND ECONOMIC PROGRAMMING DIVISION**

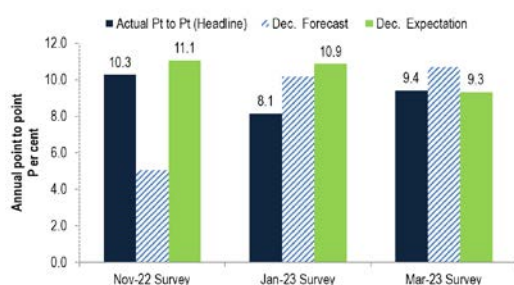
# Inflation Expectations Survey



The Statistical Institute of Jamaica (STATIN) undertakes surveys of businesses on behalf of the Bank of Jamaica to ascertain the expectations of these economic agents about variables which are likely to have an impact on inflation in the near-term. In this regard, the survey captures the perception of Chief Executive Officers, Managing Directors and Financial Controllers about the future movement of prices, current and future business conditions and the expected rate of increase in wages/salaries. These responses assist the Central Bank in charting future policy decisions. The most recent survey was conducted between 01 March 2023 and 31 March 2023 and had 249 respondents. Below are highlights from that survey.

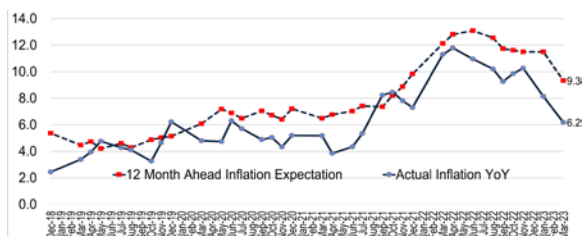
## Figure 1: Inflation Expectations

If you expect inflation, what do you expect the rate of inflation to be at December 2023 and over the next 12 months?"



## Figure 2: Expected Annual Inflation

What do you expect the rate of inflation to be over the next 12 months?



\*Dates refer to survey periods

## Inflation Expectations

In the March 2023 survey, respondents' expectation for point-to-point inflation as at December 2023 was **9.3 per cent**. This expectation was higher than the annual point-to-point inflation of **6.2 per cent** for March 2023 (see **Figure 1**). Respondents' expectation of inflation 12-months ahead decreased to **9.3 per cent** relative to the previous survey's estimate of **11.5 per cent** (see **Figure 2**).

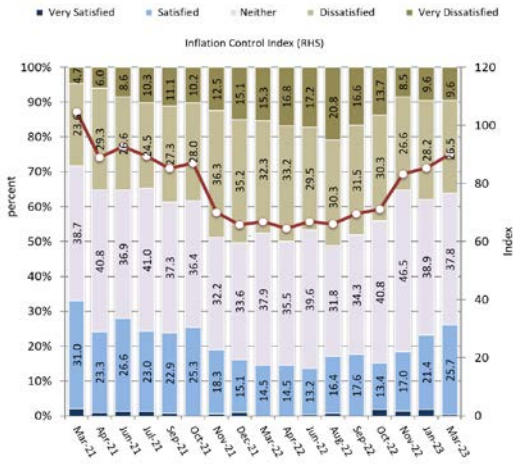
## Overview

- The March 2023 survey indicated an expected point-to-point inflation of 9.3 per cent for calendar year 2023 (December 2023), which was higher than the March 2023 outturn of 6.2 per cent. The expected inflation 12 months ahead is expected to be 9.3 per cent, which is lower relative to the previous survey outturn of 11.5 per cent.
- The perception of inflation control improved in the March 2023 survey relative to the January 2023 survey.
- Respondents forecasted the exchange rate to depreciate over all three-time horizons but at a reduced pace compared to the previous survey.
- The majority of respondents believes that the Bank's policy rate will remain the same over the next three months. The proportion of respondents of this view decreased marginally relative to the previous survey.
- The Present and Future Business Conditions Indices worsened relative to the previous survey.

# Inflation Expectations Survey

**Figure 3: Perception of Inflation Control**

How satisfied are you with the way inflation is being controlled by the Government?<sup>1</sup>



\*December 2005 = 100  
\*Dates refer to survey periods

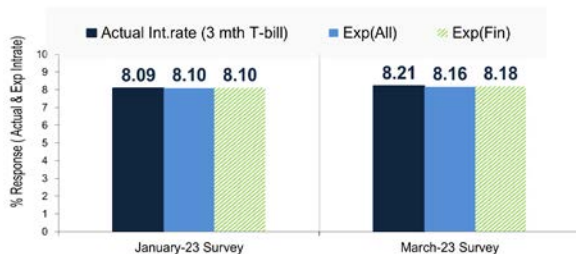
**Table 1: Exchange Rate Expectations**

In January 2023, the exchange rate was J\$153.95=US\$1.00. What do you think the rate will be for the following time periods ahead, 3 months, 6 months and 12 months?

OVERALL SURVEY				
Periods	Expected Depreciation (+)/Appreciation(-)			
	SURVEY DATES			
	Oct-22	Nov-22	Jan-23	Mar-23
3-Months	1.4	0.9	0.4	0.6
6-Months	1.9	1.5	1.0	1.0
12-Months	2.5	2.4	1.6	1.1

**Figure 4: 90-day T-bill**

In January 2023, the 90-day T-bill rate was 8.09 per cent. What do you think the rate will be for the next 3 months?



<sup>1</sup> Index of inflation control calculated as the number of satisfied respondents minus the number of dissatisfied respondents plus 100.

## Perception of Inflation Control

Businesses' perception of the authorities' control of inflation improved in the March 2023 survey (see **Figure 3**) relative to the previous survey. This was largely due to an increase in the proportion of respondents that were "satisfied" with how inflation is being controlled.

## Exchange Rate Expectations

Respondents anticipated depreciation over the three-, six- and twelve-month time horizons. In the March 2023 survey, the exchange rate was anticipated to depreciate by **0.6 per cent**, **1.0 per cent** and **1.1 per cent** for the 3-month, 6-month, and 12-month time horizons, respectively. This represents a slower pace of depreciation for the 12-month time horizon when compared to the previous survey. Respondents in the January 2023 survey expected the rate to depreciate by **0.4 per cent**, **1.0 per cent** and **1.6 per cent** over the 3-month, 6-month and 12-month time horizons, respectively, (see **Table 1**).

## Interest Rate Expectations: 90-day T-bill

Survey respondents expected the 90-day Treasury bill rate, three months hence to be **8.16 per cent**. This expected rate was broadly in line with the March 2023 outturn of **8.21 per cent** (see **Figure 4**). Financial sector respondents expect the 90-day Treasury bill rate, three months hence, to be **8.18 per cent**.

# Inflation Expectations Survey

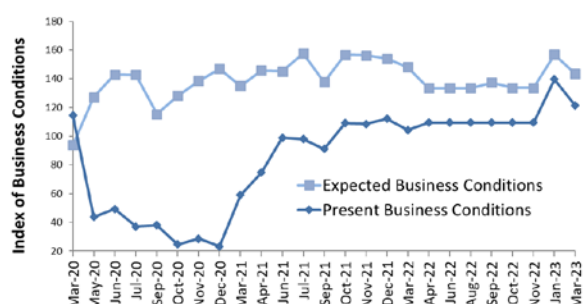
## Table 2: Interest Rate Expectations: Policy Rate

In January 2023, the Bank of Jamaica’s overnight rate (policy rate) was 7.0 per cent. What do you think this rate will be for the next 3 months?

SURVEY DATES	OVERALL			FINANCIAL SECTOR		
	Nov-22	Jan-23	Mar-23	Nov-22	Jan-23	Mar-23
Survey responses (percentage of total)						
Significantly Lower	0.0	0.0	0.0	0.0	0.0	0.0
Marginally Lower	4.3	5.7	8.8	6.1	0.0	12.0
Remain the Same	46.8	47.5	45.0	33.3	50.0	52.0
Marginally Higher	35.5	35.4	31.7	54.5	40.0	28.0
Significantly Higher	1.8	2.1	0.4	3.0	10.0	0.0
Don't Know	11.7	9.3	14.1	0.0	0.0	0.0

## Figure 5: Present and Future Business Conditions

1. In general, do you think business conditions are better or worse than they were a year ago in Jamaica?
2. Do you think that in a year from now business conditions will get better or get worse than they are at present?



\*Balanced score method: (better-worse) +100

\*Dates refer to survey periods

## Interest Rate Expectations: Policy Rate

In the March 2023 survey, the majority of respondents expected that the Bank’s policy rate would remain the same over the next three months. This proportion decreased marginally relative to the previous survey.

With regard to the financial sector, the majority (**52.0 per cent**) of respondents expected that the Bank’s policy rate would remain the same. Notably, responses from the financial sector revealed that **28.0 per cent** of respondents expected the rate to be marginally higher. This reflected a decline compared to the previous survey.

## Perception of Present and Future Business Conditions

In the March 2023 survey, the Present Business Conditions Index decreased to **121.3** relative to **139.6** recorded in the previous survey. The Future Business Conditions Index decreased to **143.4** relative to **156.8** in the previous survey (see **Figure 5**).

The Present Business Conditions Index mainly reflected a decline in the percentage of respondents who said that conditions are and will be “better”. The Future Business Conditions Index also reflected a decline in the percentage of respondents who said that conditions are and will be “better”.

# Inflation Expectations Survey

---

## Table 3: Operating Expenses

Which input do you think will have the highest price increase in the next 12 months?

SURVEY DATES			
	Nov-22	Jan-23	Mar-23
Utilities	40.1	37.9	34.5
Stock Replacement	31.2	32.5	34.1
Raw Materials	11.7	12.5	11.6
Fuel & Transport	12.4	11.4	9.6
Wages & Salary	4.3	5.0	9.2
Not Stated	0.4	0.7	0.8
Other	0.0	0.0	0.0

## Expected Increase in Operating Expenses

Respondents indicated that they expected the largest increase in production costs over the next twelve months to emanate from utilities, stock replacement, as well as raw materials in that order. Despite recent public discussions of a tightening labour market, the wages & salary expense is still anticipated to be the least likely to increase. (see **Table 3**).